

# ANALYSIS OF THE PERTINENCE AND RESONANCE IN DATA SCIENCE FOR EFFICACIOUS PERFORMANCE, PREDICTION AND VISUALISATION<sup>1</sup>

Prithvi Singh Lamba

Received: 27 February 2019; Accepted: 26 April 2019; Published: 12 May 2019

## ABSTRACT

*This paper targets analysing pertinent investigates on anticipating the presentation of understudies in Data Science viewpoint that incorporates AI and information mining. Investigation: A compositional structure has been contrived for instructive information mining. An explicit intention is to widely research the procedures like characterization, relapse and recommender frameworks in anticipating the understudy execution and to investigate the expectation exactness of these strategies also. For this reason, a lot of explores that have effectively actualized these procedures were painstakingly examined, and their commitment to anticipating the presentation was investigated. It became known that gatherings made by joining classifiers performed well and their precision in anticipating the presentation was honourable contrasted with the individual exhibition of the grouping, relapse and recommender procedures. The subtlety of this investigation is the consolidation of recommender frameworks alongside customary procedures since these are not generally utilized in execution forecast. Tensor factorization, specifically, has an alluring impact in expectation since it considers the time factor. The exhibition of understudies increments after some time.*

## 1. INTRODUCTION

The hugeness of separating valuable data from instructive information has picked up force on account of the effect it can have on the educating and learning worldview. Enormous archives of information created by the instructive area can be quantitatively investigated to give significant experiences to improving educating and picking up, foreseeing the exhibition of understudies, distinguishing sporadic learning measure, gathering understudies, anticipating dropouts to give some examples. This enormous information originates from a changed source, for example, the foundation of state data sets, information from MOOCs, ITS (Intelligent Tutoring Systems, etc. By examining and investigating past information execution of the understudies can be estimated, and strategies can be concocted to assist the understudies with performing great in the course. By dissecting and investigating past information execution

of the understudies can be estimated, and techniques can be contrived to assist the understudies with performing great in the course.

The commitment of information mining to instruction can be seen in two points of view one is research, and the other is cultural. The exploration viewpoint achieves the execution of different information mining strategies and techniques that would help in comprehension and improving the instructive standards. Interestingly, cultural point of view targets helping different partners like educators, understudies, executives and analysts to place into utilization the aftereffects of exploration, in this manner imagining a scholarly and acculturated society. Since colleges and schools consider formulating an educational plan in standard with the business and on-going patterns on the planet, there is a ton of underscoring in understanding the necessities of the training network. There are numerous famous information mining strategies utilized in understanding instructive

<sup>1</sup> How to cite the article: Lamba P.S. Analysis of the Pertinence and Resonance in Data Science for Efficacious Performance, Prediction and Visualization; International Journal of Research in Science and Technology, Apr-Jun 2019, Vol 9, Issue 2, 33-39

information, for example, characterization, bunching, exception discovery, relationship mining, Social Network Analysis, Process mining and text mining<sup>1</sup>. This investigation is on steps associated with information science. It centres for the most part around the information mining method, expectation of understudies' exhibition utilizing AI procedures. It thoroughly analyzes different directed calculations and strategies utilized in anticipating the exhibition of understudies. The administered learning methods grouping, relapse and the recommender frameworks are investigated here alongside calculations and procedures utilized in these with the demonstrated examination by many exploration articles.

## 2. REQUIREMENT FOR DATA SCIENCE IN EDUCATION

The commitment of information science to the business world is complex, and the achievement rate would be unmistakable; consequently its utilization in business demonstrating and forecast has expanded as far as augmenting the benefit of the organizations. Even though the result of information science execution in instruction produces immaterial advantages, its application has been grasped by the training network throughout the most recent couple of years. Information Science measure includes Data Selection, Pre-handling, Transformation, Data mining, understanding and assessment as expressed in an edx MOOC. It is an iterative cycle. The information science measure by Joe Blitzstein and Hanspeter Pfister made for the Harvard information science course imagines this cycle. Figure 1 introduced underneath is the blend of the two explanations referenced above and can

be referenced as Data Science – Iterative Process (given our translation). The information choice and pre-preparing errands this not examined in this article; however, exactness in expectation or any assignment identified with information examination has a significant reliance on the kind of information. The more significant the datasets are, the more precise would be the consequences of any information mining task. One of the cycles of information science, which is information mining is talked about regarding the assignments engaged with the forecast of execution. From the building perspective, as appeared in Figure 2, instructive information mining can be separated into operational and expository. The operational view manages the utilitarian substances of any instructive climate like understudies, educators, chairpersons, socioeconomics, inspiration, foundation, psychometry and such. The scientific view manages information inductions from the information put away, which is executing innovation for extraction and examination of information from the authentic information got by the operational cycle. The information that is found can be utilized for dissecting and imagining which would prompt dynamic, anticipating the exhibition of understudies, conceiving methodologies to defeat maintenance, understanding understudy conduct and change showing system as needs be by educators, using accessible assets all the more proficiently by overseers, customized learning and to prescribe courses to the understudies, predicting instructors' presentation dependent on examining understudies' assessment<sup>2</sup>. The instructive climate can be extensively arranged into the customary study hall, and innovation drove learning. In both, the arrangement understudies' job is viewed as vital.

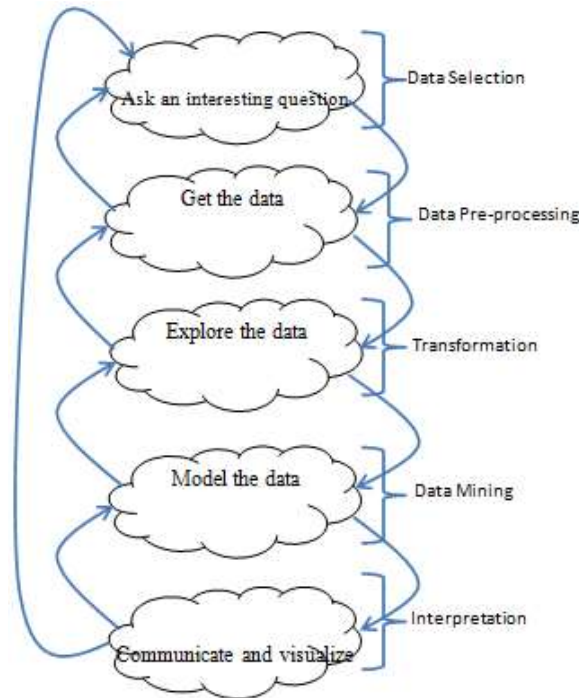


Figure 1. Data Science – Iterative.

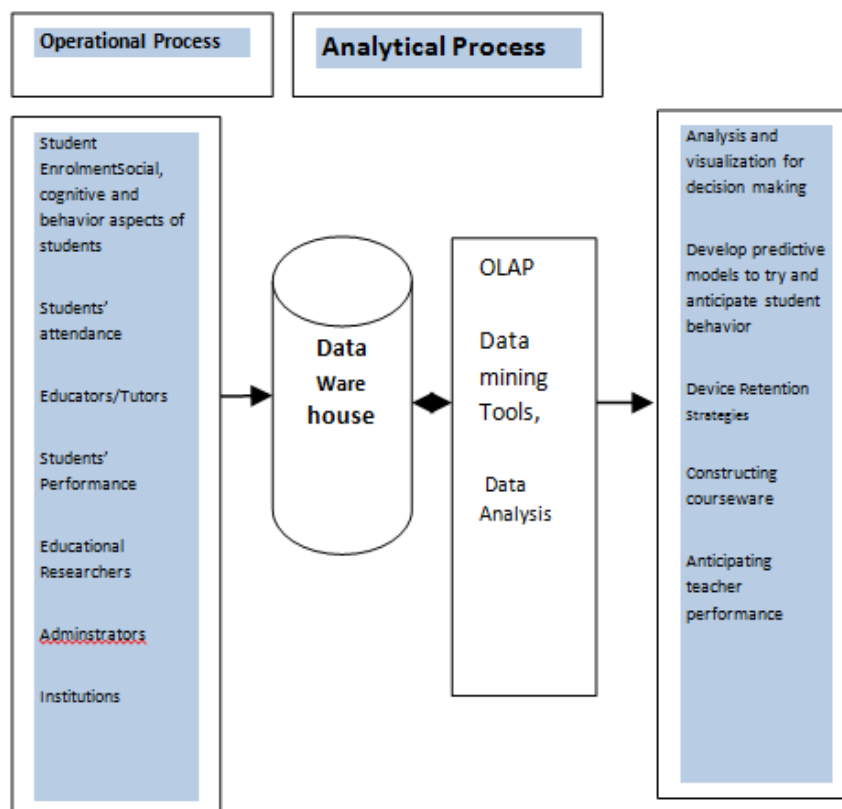


Figure 2. Architectural framework for educational data mining.

### 3. INFORMATION MINING TASKS IN BUILDING PREDICTION MODELS

Anticipating understudies' presentation has gotten urgent in comprehension and improving the conduct of understudies, learning capacity and educating technique. The point of the forecast is to find an objective trait from numerous mixes of different highlights of information. A wide range of kinds of forecast techniques is utilized like Characterization, relapse and thickness assessment to give some examples. These techniques can be utilized relying upon the kind of factor set apart for the forecast. Characterization can be utilized if the anticipated variable is a straight out worth or a relapse technique if an anticipated variable is a ceaseless worth and thickness assessment if an anticipated variable is a likelihood thickness function<sup>3</sup>. While grouping is a directed learning method that is utilized to foresee a Boolean valid or bogus incentive for an item with a given arrangement of highlights, relapse an administered learning strategy additionally predicts real numeric name esteems ( $y$ ) from a vector of one or many realized element esteems ( $x$ ). In Classification and relapse, the objective is to deliver work that figures the realized mark esteems in the preparation dataset precisely and ought to likewise sum up the known qualities in the test dataset for the exact forecast. These capacities would produce over-fitting or under-fitting issue. This ought to be killed for precisely anticipating. Aside from the strategies expressed above, there are different procedures and gathering techniques utilized for expectation. The following areas stay after breaking down the different strategies. The fundamental attributes of information mining approaches in foreseeing the presentation of understudies have been summed up in Figure 3. Likewise, unaided learning method bunching is utilized in one of the examinations alongside grouping.

### 4. CLASSIFIERS AND ENSEMBLE MODELS

A group model of classifiers was made utilizing three online calculations, specifically 1-NN, NB and WINNOW, to anticipate understudy execution in separation education<sup>4</sup>. Online calculations have been utilized rather than group calculations since the situation managed constant and enormous dataset. Thus, the requirement for putting away and reprocessing of each occasion can be disposed of as it would be expensive<sup>5</sup>. A group made a troupe of classifiers utilizing a few straight models including basic averaging, direct SVM, direct relapse and calculated relapse of scientists. This was to foresee the exhibition of understudies in an online climate. The group found that regularized straight relapse

legitimately limits RMSE (Root Mean Square Error), which was their assessment criterion<sup>6</sup>.

Another group utilized the classifiers, Quadratic Bayesian classifier, 1-Nearest Neighbor (1-NN), k-Nearest Neighbor (k-NN), Parzenwindow, multilayer perceptron (MLP), and Decision Tree. They initially attempted to demonstrate forecast ability utilizing these classifiers independently and later found that joining all the classifiers improved the expectation cycle altogether. Also, by learning a proper weighting of the highlights utilized through a Genetic Algorithm (GA) the presentation exactness of joined classifier was additionally expanded to around 10 to 12 % precision of the outfit of classifiers<sup>7</sup>. Straight classifier uphold vector machine gave a higher level of precise forecasts and explicitly was found to foresee the presentation of individual students<sup>8</sup>. The last presentation of first-year software engineering understudies was anticipated from their investment in online conversation gatherings, utilizing conventional classifiers and Characterization through clustering<sup>9</sup>. Many bunching calculations were picked lastly EM (Expectation-Maximization) Algorithm was found to deliver higher exactness and F-measure (Harmonic mean of accuracy and review) like their classifier partners. Counterfeit Neural Network (ANN) is fit for demonstrating complex non-direct capacities. The MLP (Multilayer Perceptron) engineering of ANN with back spread was utilized to foresee optional training arrangement test scores. Even though MLP can be utilized to create both grouping and relapse forecast models arrangement is utilized. Numerous ANN, choice trees and SVM were thoroughly analyzed. ANN gave exact forecast while attempting to foresee the CGPA (Cumulative evaluation Point Average) of the understudies upon graduation<sup>10</sup>. In another examination, C5 choice tree calculation anticipated the position test scores with a precision of 0.9511 among different models that are SVM (Support Vector Machine), ANN Logistic relapse. They positioned these models dependent on the forecast precision as follows: C5, SVM, ANN, and Logistic Regression. The assessment models utilized were k-overlay cross approval and affectability investigation. MLP in Neural Networks, Random Forests and Decision Tree and Linear Discriminant Analysis were thoroughly analyzed for college understudies' presentation expectation from different elements that impact their accomplishment. To the changed information by utilizing group model Random Forest, CART calculation was utilized to construct choice trees. These models were positioned dependent on their exactness in the accompanying request: discriminant

Analysis and firmly followed by neural organizations and arbitrary forests<sup>12</sup>. Different Instance learning ideal models was investigated by utilizing numerous classifiers<sup>13</sup>. It focussed on Decision Trees, Logistic Regression, SVM, and Neural Networks for anticipating execution of understudy considering different variables like understanding gatherings, composing discussions, tests and tasks.

## 5. REGRESSION

Various direct relapse models have been prescribed to locate the standard scholastic presentation of a whole class with the aggregate GPA of the understudies as the primary indicator variable<sup>14</sup>. Relapse models were created dependent on multivariate direct relapse procedure to foresee the scholarly exhibition of designing understudies. Four models were created dependent on the indicator factors decided through the strategy for least squares<sup>15</sup>. At each point in the direct portrayal of information as appeared in Figure 3, every information point will have a mistake related to its good ways from the relapse line. Stepwise straight relapse model was distinguished from foreseeing the MCAS (Massachusetts

Comprehensive Assessment System) scores of students<sup>16</sup> utilizing the ASSITment framework to survey school understudy's presentation dependent on which they would be accepted into graduate programs. Relapse models utilize different highlights that incorporate past course execution of understudies. Direct multi relapse model performed on a dataset extricated from the Moodle establishment of the University of Minnesota delivered higher RMSE (Root Mean Square Error) of 0.147 contrasted with straight relapses whose RMSE was 0.177. RMSE kept insignificant demonstrates the forecast precision of the calculation or model since it is a contrast between the proportion of the contrasts between esteem anticipated and the qualities saw by the model. This talks about the adequacy of the calculation or model. In this manner, including various direct relapses diminishes RMSE and improves the forecast accuracy<sup>17</sup>. The over-fitting issue experienced by this examination was overwhelmed by unravelling the minimization cycle. Execution of understudy's dependent on CGPA was anticipated utilizing a model that utilized straight relapse. This model utilized RASE (Root of Average Squared Error) for assessing the precision of the approval dataset and was discovered to be 0.184818.

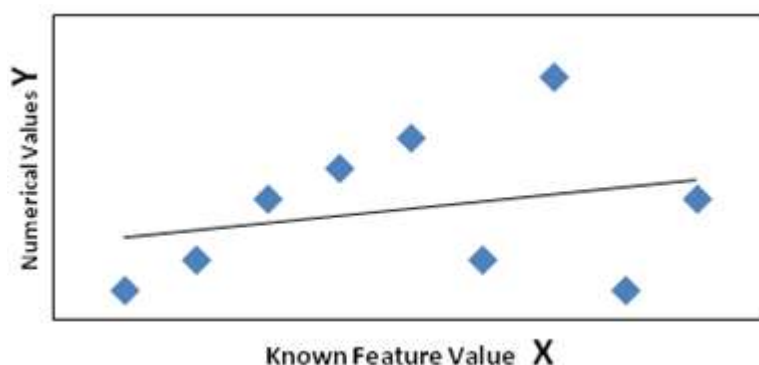


Figure 3. Regression line.

## 6. RECOMMENDER SYSTEMS

Recommender frameworks most ordinarily utilized in online business applications have discovered its way into learning climate. A genuine model for recommender frameworks was the Netflix challenge for making a recommender framework for suggesting motion pictures for filmgoers. This shaped the reason for scarcely any specialists to attempt recommender frameworks in expectation.

### 6.1 Matrix Factorization

The recommender framework method of grid factorization is utilized to anticipate the exhibition of understudies in the wise coaching frameworks since it was accepted that recommender frameworks were not investigated much in this domain<sup>19</sup>. This was contrasted, and the conventional methodologies like relapse and have been demonstrated that recommender frameworks perform well. Factorization procedures were considered that have a place with dormant factor models and another tensor factorization was proposed in anticipating understudy execution by considering the material impact

since the information on the understudies improve after some time which is a characteristic fact<sup>20</sup>. Collaborative Filtering A model-based Collaborative Filtering (CF) strategy with IRT to dissect the understudy’s reactions and thereby to anticipate their presentation was conveyed out<sup>21</sup>. Here CF has been utilized to recognize a best log-direct model that has higher forecast exactness via preparing a class of these models with CF on the information. It has been recommended that inferable from the speed, and simple generalizability of cooperative separating it very well may be utilized in breaking down understudy execution.

Community-oriented sifting method of the recommender frameworks was applied in another investigation to

foresee the capacity of understudies to pick the correct answer dependent on remarkable outcomes. KNN is known as client-based CF, and framework factorization was adopted<sup>22</sup>.

Notwithstanding the above strategies grouping, Association rule mining, and bunching were utilized to break down the presentation of understudies engaged with virtual learning<sup>23</sup>. In a close examination of characterization calculations to anticipate the presentation of understudies, it was discovered that there was no consistency in the forecast rates among the classifiers utilized, for example, J48, KNN, OneR and JRip<sup>24</sup>.

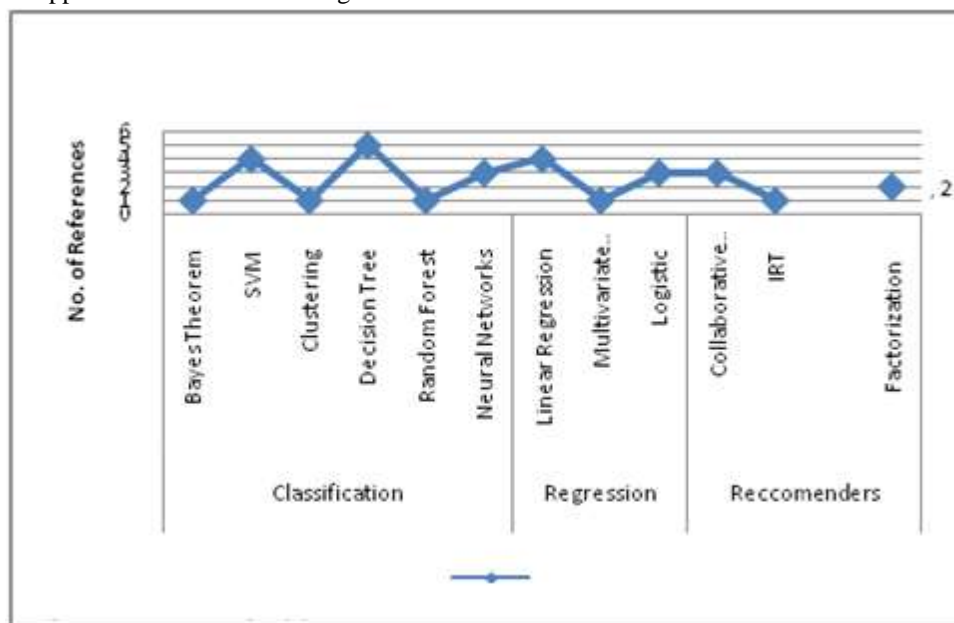


Figure 4. Data mining approaches referred.

## 7. CONCLUSION

The paper widely covers late examinations in anticipating understudy execution actualizing information mining errands and utilizing the administered learning assignments characterization, relapse and recommender frameworks. Every one of the procedures in their particular manners impacted the results of the forecast task. Recommender frameworks separated from suggesting objects are utilized in execution forecast and will, in general, outflank the standard order and relapse models in individual datasets. In numerous examinations, troupe models were found to yield precise expectation results than their partners. Table 1 shows the execution of different techniques in anticipating understudy execution. It has been gathered that traditional techniques like classifiers and relapse are most regularly utilized than the as of late investigated recommender frameworks as construed from the chart appeared in Figure 4. In any case, recommender frameworks have been utilized of late in numerous investigates identified with instructive mining information.

Table 1. Traits of data mining approaches in performance prediction

Task	M: Method T: Technique	A: Algorithm F: Function E: Equation
Classification	M: Bayes Theorem	Naïve Bayes, Quadratic Bayesian Classifier
	M: SVM	A: Genetic Algorithm F: Non- Linear Kernel Function A: SMO
	M: Clustering	Expectation Maximization,
	M: Decision Tree, T: Random Forest M: Neural Networks T: MLP	A: CART, C5, J48, RepTree A: Back Propagation A: RBF
Regression	T: Linear Regression T: Multivariate linear Regression	A: Multiple Linear Regression
	T: Logistic	A: Stepwise linear regression A: MILR
Recommenders	M: Collaborative Filtering	E: Regularized Logistic Regression
	T: M: IRT	A: KNN
	M: Factorization	A: Tensor Factorization A: Matrix Factorization

**Financial Support and Sponsorship:** Nil

**Conflict of interest:** None